

W&B IP Newsletter



Aug of 2019, Vol. 28

Contents

Intellectual Property

NIPA Publishes Statistical Data of First Half of 2019: Major Indicators Meet Expectations; Overall Performance Continues Steady Rise	2
WIPO Publishes Latest 2019 Global Innovation Index Report: China’s Ranking Rises Yet Again	3
NIPA: Withholding of Stamp Duty on Patents Ended on August 25, 2019	4
China’s Patent Applications Enjoy Steady Rise in “Belt and Road” Countries During First Half of 2019	5
China’s Patent Output Effectiveness Increases Significantly	5



Website: www.watsonband.com

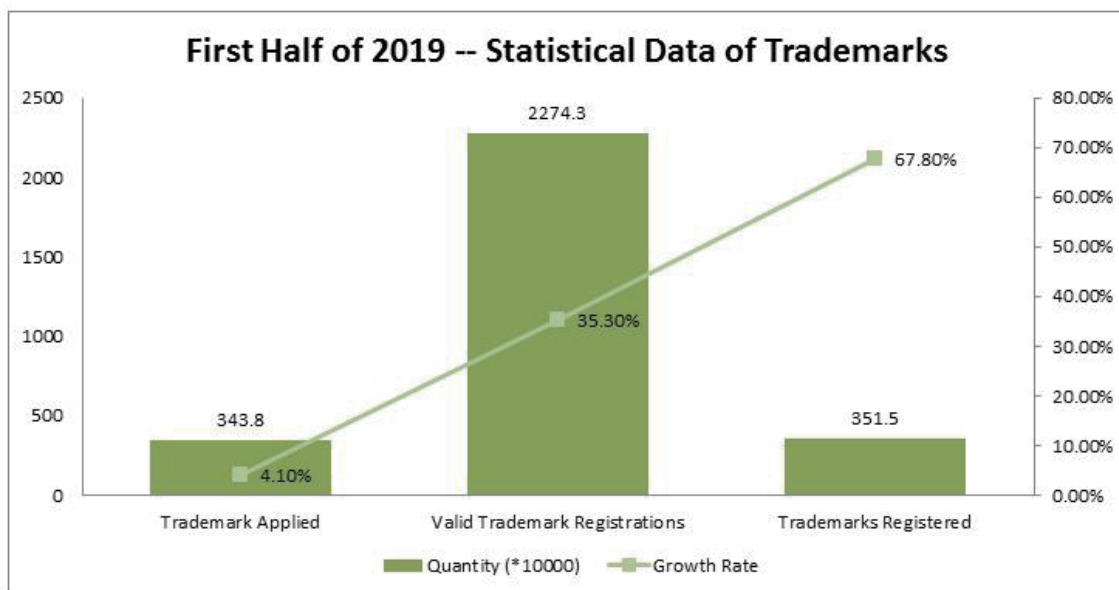
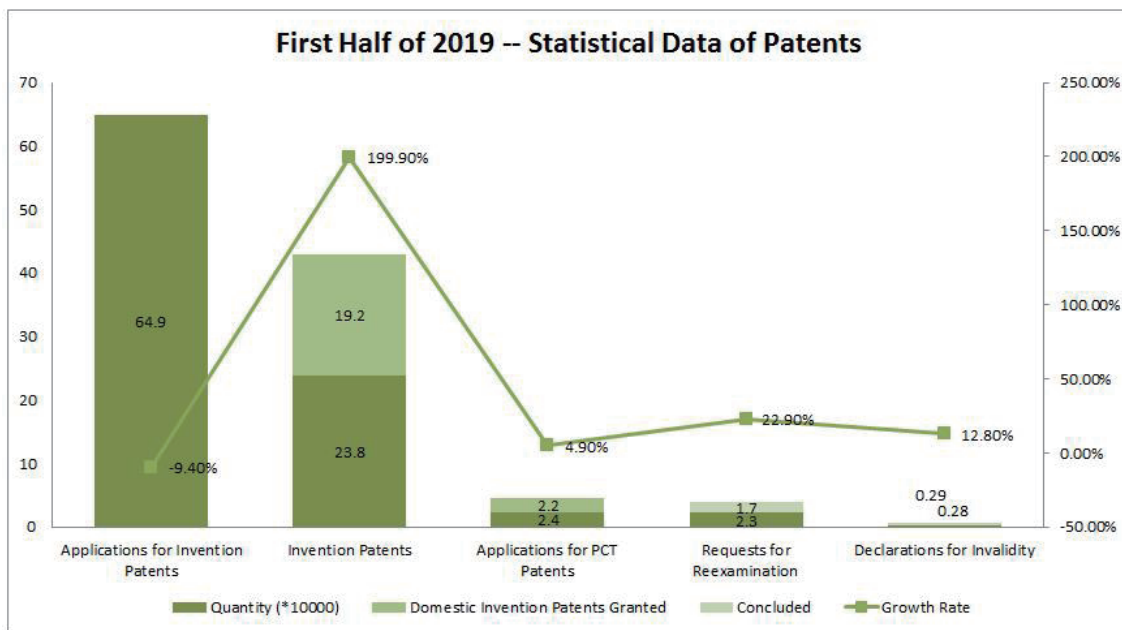
E-mail: mailip@watsonband.com | mail@watsonband.com

Intellectual Property

NIPA Publishes Statistical Data of First Half of 2019: Major Indicators Meet Expectations; Overall Performance Continues Steady Rise

On July 9, 2019 in Beijing, the National Intellectual Property Administration held its regularly scheduled press conference for the third quarter of 2019. At the conference statistics on patents, trademarks, geographic indicators and integrated circuit layout designs in the first half of 2019 were issued. These statistics illustrate development trends and progress in China's intellectual property sector.

China's major intellectual property indicators for the first half of 2019 met expectations, and its overall strength in intellectual property continued its steady rise.



Intellectual Property

Trademark Reviews and Registrations

In the first half of 2019, a total of 198,000 requests for trademark reviews were received and 159,000 reviews were concluded. A total of 2,849 applications for Madrid System international registrations were filed by Chinese applicants. As of the end of June, the total number of valid Madrid System international trademark registrations held by Chinese applicants reached 35,000.

Geographic Indicators

In the first half of 2019, China approved registrations for 229 geographic indicators, and 116 enterprises were approved to use exclusive marks on geographic indicator products. As of the end of June, registered geographic indicators reached a cumulative total of 5,090, and a total of 2,380 geographic indicator products had been approved (including 61 foreign geographic indicators). A total of 8,295 enterprises have been approved for the use of exclusive marks, and 24 demonstration zones have been established for the protection of national geographic indicator products.

Integrated Circuit Layout Designs

In the first half of 2019, 2,904 applications for the registration of integrated circuit layout designs were received, representing a contemporaneous growth rate of 45.7%. Additionally, 2,487 registration certificates were issued, for a contemporaneous growth rate of 52.0%.

Enforcement

In the first half of 2019, a large number of coordinated nationwide patent and trademark administrative enforcement actions were executed. A total of 6,529 cases involving patent infringement and counterfeiting were successfully prosecuted, along with 11,500 cases involving illegal trademark activity.

WIPO Publishes Latest 2019 Global Innovation Index Report: China's Ranking Rises Yet Again

On July 24 the World Intellectual Property Organization (“WIPO”), Cornell University, INSEAD and other organizations jointly issued the 2019 Global Innovation Index Report (the “GII Report”) in New Delhi, India.

China, with a GII score of 54.82, ranked 14th of the 129 worldwide economies that participated in the ranking this year. Comparing this figure with last year's ranking of 17th shows an advancement of three places in a single year. China's ranking has risen every year since 2016. This achievement rendered China the only middle-income economy that ranked in the top 15 of the GI Report. Meanwhile, compared to competitors in the same per capita income category and in the same area of the world, China ranked No.1 among the 34 upper-middle-income economies, and No.4 among the 15 Southeast Asian, East Asian and Oceania economies, respectively.

China's GII Ranking in Recent Three Years (2017-2019)			
	GII	Innovation Input	Innovation Output
2019	14	26	5
2018	17	27	10
2017	22	31	11

Intellectual Property

Global Innovation Index 2019 rankings

Country/Economy	Score (0–100)	Rank	Income	Rank	Region	Rank	Median 33.86
Switzerland	67.24	1	HI	1	EUR	1	
Sweden	63.65	2	HI	2	EUR	2	
United States of America	61.73	3	HI	3	NAC	1	
Netherlands	61.44	4	HI	4	EUR	3	
United Kingdom	61.30	5	HI	5	EUR	4	
Finland	59.83	6	HI	6	EUR	5	
Denmark	58.44	7	HI	7	EUR	6	
Singapore	58.37	8	HI	8	SEAO	1	
Germany	58.19	9	HI	9	EUR	7	
Israel	57.43	10	HI	10	NAWA	1	
Republic of Korea	56.55	11	HI	11	SEAO	2	
Ireland	56.10	12	HI	12	EUR	8	
Hong Kong, China	55.54	13	HI	13	SEAO	3	
China	54.82	14	UM	1	SEAO	4	
Japan	54.68	15	HI	14	SEAO	5	
France	54.25	16	HI	15	EUR	9	
Canada	53.88	17	HI	16	NAC	2	
Luxembourg	53.47	18	HI	17	EUR	10	
Norway	51.87	19	HI	18	EUR	11	
Iceland	51.53	20	HI	19	EUR	12	

As shown in the GII Report, China's R&D expenditures in 2017 accounted for 24% of total global expenditures, while Chinese patent applications accounted for 44% of the total global number of patent applications. The Report also pointed out that China's rise in the rankings this year should be attributed primarily to its excellent performance rather than to new GII data or to a statistical fluke.

The Report stated that China took the lead in a number of important indicators relating to intellectual property and trade including number of patents, industrial designs and trademarks held by Chinese parties, and the export of high-tech and innovative products. China also ranked No.1 in the growth rate of labor productivity, and it enjoyed advances in statistical indicators of the number of PCT patent applications and in the export of ICT services.

(Source: www.zhichanli.com)

NIPA: Withholding of Stamp Duty on Patents Ended on August 25, 2019

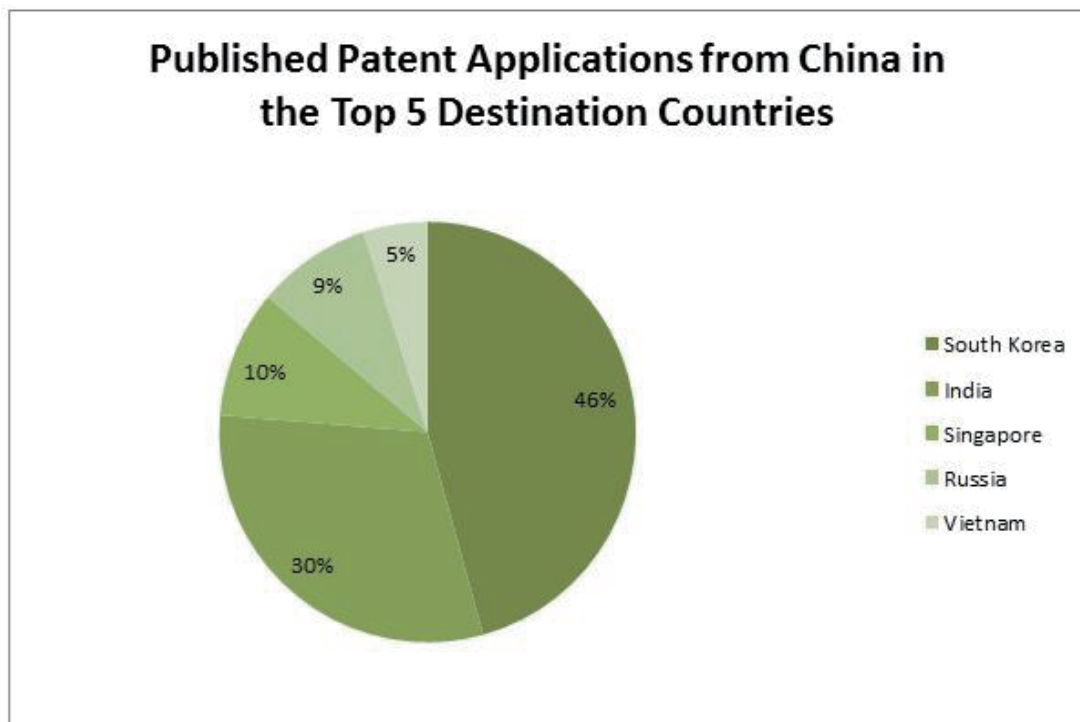
On August 12, the National Intellectual Property Office issued a notice on adjusting the withholding of stamp duties on patents. According to the notice, the National Intellectual Property Administration will cease withholding stamp duties on patents and integrated circuit layout designs beginning on August 25, 2019. Stamp duties payable on or before August 24, 2019 will still be subject to the current regulations, however. Beginning on August 25, 2019, taxpayers will pay the stamp duty in accordance with the applicable regulations of the government tax authorities.

(Source: National Intellectual Property Administration)

Intellectual Property

China's Patent Applications Enjoy Steady Rise in "Belt and Road" Countries During First Half of 2019

In the first half of 2019 China published 3,125 patent applications in "Belt and Road" countries, for an increase of 13 applications over the same period in 2018. 1,338 of these were published in South Korea, making South Korea the number one destination country; followed by India at number two with 896 published applications; followed by Singapore, Russia and Vietnam with totals of 287, 261 and 146 respectively. The total number of patent applications published in these top five destination countries reached 2,928, accounting for 93.7% of all applications – in other words, patent applications displayed a highly concentrated distribution pattern.



(Source: National Intellectual Property Administration)

China's Patent Output Effectiveness Increases Significantly

The State Statistics Bureau recently issued the Report on Achievements in Economic and Social Development for the 70th Anniversary of the founding of the People's Republic of China. According to the Report, in 2018 China witnessed an average of 70 applications for domestic invention patents for every 100,000,000 RMB in R&D expenditures. The figure increased by 19 over 1991, illustrating a significant rise in patent output effectiveness.

The Report also revealed that in 2018, the number of patent applications and the number of patents granted in China reached 4.323 million and 2.448 million respectively, amounting to 86 times and 98 times the corresponding numbers for 1991. Moreover, patent quality was simultaneously enhanced. Invention patents best showcase a nation's level of innovation. In China, the number of applications for invention patents filed in 2018 reached 15,420, accounting for 35.7% of the total number of patent applications with a growth rate of 12.9% over 1991.

(Source: www.cnipr.com)