

W&B IP Newsletter



July of 2021, Vol. 51

Contents

Patent

CNIPA Publishes Statistical Data of IP Rights (January to June 2021): Number of Granted Patents Rises at an Annual Growth Rate of 55.9% 2

Trademark

CNIPA Publishes Statistical Data of IP Rights (January to June 2021): Trademark Registrations Rise at an Annual Growth Rate of 41.63% 3

Intellectual Property

CNIPA Publishes Statistical Data of IP Rights (January to June 2021): Geographical Indications and Layout Designs of Integrated Circuits 5



Website: www.watsonband.com

E-mail: mailip@watsonband.com | mail@watsonband.com

Patent

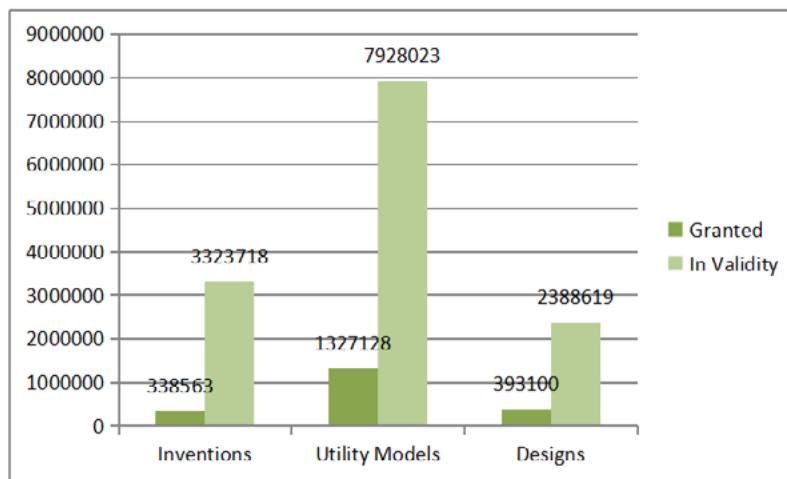
CNIPA Publishes Statistical Data of IP Rights (January to June 2021): Number of Granted Patents Rises at an Annual Growth Rate of 55.9%

Recently China National Intellectual Property Administration (“CNIPA”) published statistical data of IP rights from January to June 2021. Compared with the same period of 2020, increases were seen in all of the three types of patents, as shown in the table below:

	Number Increased	Annual Growth Rate
Inventions	121392	55.90%
Utility Models	309390	30.40%
Designs	28822	7.91%
Total of Three Types in validity	13640360	

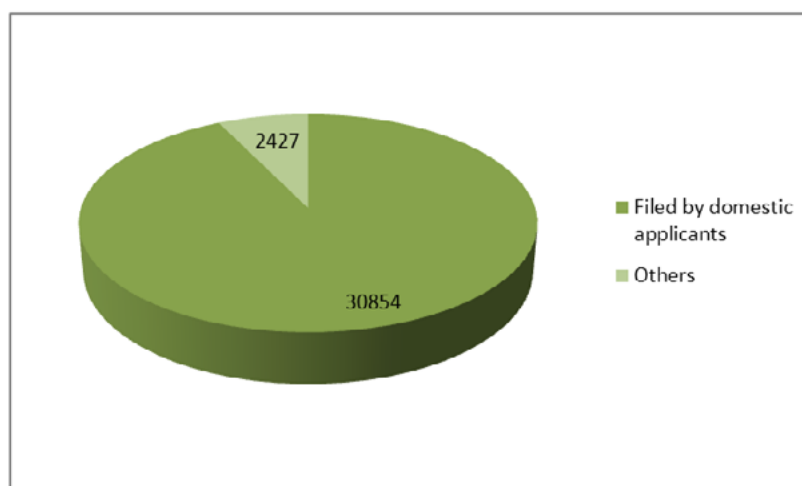
From January to June 2021, the numbers of inventions, utility models and designs granted and the numbers of the three types of patents in validity are shown in the chart below:

Numbers of Granted and Valid Patents (January to June 2021)



From January to June 2021, CNIPA received a total of 33281 PCT applications, among which 30854 were filed by domestic applicants.

Statistics of PCT Applications (January to June 2021)



Patent

Statistics of Patents Granted (Domestic and Foreign)
(January to June 2021)

Unit: application

		Inventions		Utility Models		Designs	
		Granted	Proportion	Granted	Proportion	Granted	Proportion
Total	Subtotal	338563	100%	1327128	100%	393100	100%
	Service	326908	96.6%	1154349	87%	235928	60%
	Non-service	11655	3.4%	172779	13%	157172	40%
Domestic	Subtotal	285051	100/84.2	1323723	100/99.7	384798	100/97.9
	Service	274205	96.2%	1151154	87%	228071	59.3%
	Non-service	10846	3.8%	172569	13.0%	156727	40.7%
Foreign	Subtotal	53512	100/15.8	3405	100/0.3	8302	100/2.1
	Service	52703	98.5%	3195	93.8%	7857	94.6%
	Non-service	809	1.5%	210	6.2%	445	5.4%

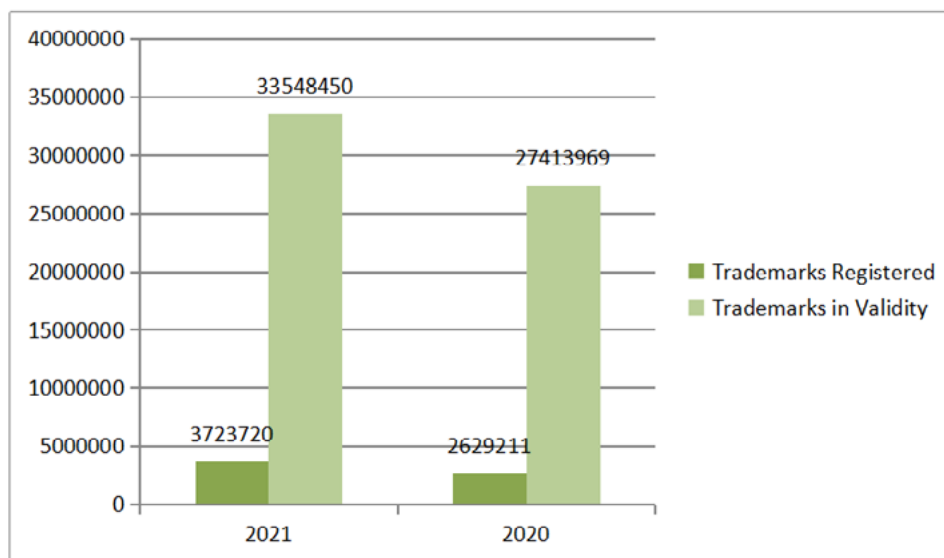
Note: the numbers of patents granted in the chart above are all subject to the dates on which they are granted.

Trademark

CNIPA Publishes Statistical Data of IP Rights (January to June 2021): Trademark Registrations Rise at an Annual Growth Rate of 41.63%

Recently China National Intellectual Property Administration (“CNIPA”) published statistical data of IP rights from January to June 2021. Compared with the same period of 2020, increases were seen in both the number of trademarks registered and the number of trademarks in validity, as shown in the table below:

Numbers of Trademarks Registered and Trademarks in Validity (January to June 2021)



Trademark

From January to June 2021, CNIPA received a total of 78777 trademark opposition petitions and concluded 82074 cases of review on trademark oppositions.

Statistics of Trademark Oppositions

(January to June 2021)

Unit: case

Item	Total of June	Aggregated Total from January to June
Petitions for Opposition	11846	78777
Rulings on Opposition	15572	82074

From January to June 2021, CNIPA received a total of 200953 cases of trademark review and adjudication and concluded a total of 187611 such cases.

Statistics of Trademark Review and Adjudication Cases

(June 2021)

Unit: case

Item	Type of Case	Total of June	Aggregated Total from January to June
Applications for Review and Adjudication Cases	Review of rejection	42376	159638
	Review of disapproval	336	2054
	Review of revocation	1154	7319
	Announcement of invalidation	6514	31933
	Total	50382	200953
Rulings on Review and Adjudication Cases	Review of rejection	26355	152096
	Review of disapproval	282	1667
	Review of revocation	1052	6219
	Announcement of invalidation	4629	27619
	Total	32318	187611

Note: 1. The total number of applications for review and adjudication in June includes 2 cases of review on invalidation announcement; the aggregated total of applications from January to June includes 9 cases of review on invalidation announcement.

2. The aggregated total of rulings from January to June includes 10 cases of review on opposition.

Intellectual Property

CNIPA Publishes Statistical Data of IP Rights (January to June 2021): Geographical Indications and Layout Designs of Integrated Circuits

From January to June 2021, CNIPA accepted 11 applications for geographical indication products and approved 87 geographical indication products. Meanwhile, CNIPA approved 3355 market entities to use the special sign for geographical indications and approved registrations of 254 geographical indications.

From January to June 2021, CNIPA accepted 8196 applications for registration of layout designs of integrated circuits and issued certificates for 7627 layout designs of integrated circuits.

Statistics of Geographical Indications
(January to June 2021) Unit: case

Description	Aggregated Total from January to June
Applications for protection of geographical indications accepted	11
Applications for protection of geographical indications approved	87
Market entities approved to use the special sign for geographical indications	3355
Geographical indications registered as collective trademarks or certification trademarks	254

Statistics of Registrations of Layout Designs of Integrated Circuits
(January to June 2021) Unit: case

Item	Total	2001-2010	2011	2012	2013	2014	2015	2016	2017	2018	2019	2020	2021
Application	54084	4476	1464	1778	1561	1838	2058	2360	3228	4431	8319	14375	8196
Issuance	46498	3966	1329	1629	1612	1553	1800	2154	2670	3815	6614	11727	7629